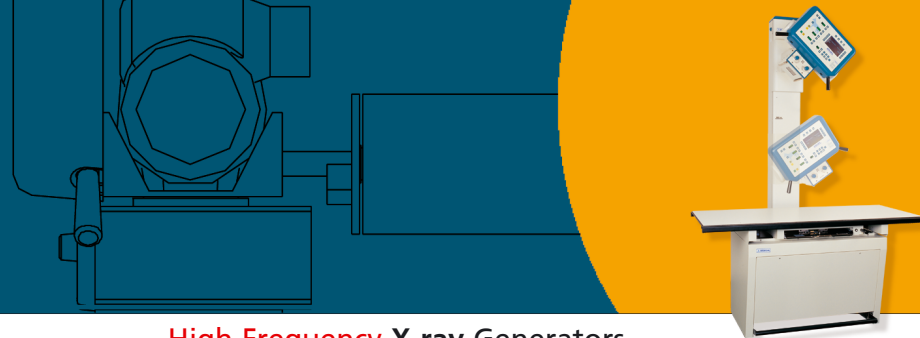




www.sedec.com

Variable Focal Distance Systems



SPECIFICATIONS

High Frequency X-ray Generators

CONSTANT POTENTIAL POWER RATINGS (*)	16 kW	20 kW	32 kW
kVp RANGE in 1 Kvp STEPS accuracy	40 a 125 ±(5%+1kVp)		
mA STATIONS accuracy	10, 12,5, 16, 20, 25, 32, 40, 50, 64, 80, 100, 125, 160, 200 ±(5%+0,1 mA)	10, 12,5, 16, 20, 25, 32, 40, 50, 64, 80, 100, 125, 160, 200, 250, 320 ±(5%+0,1 mA)	10, 12,5, 16, 20, 25, 32, 40, 50, 64, 80, 100, 125, 160, 200, 250, 320 ±(5%+0,1 mA)
EXPOSURE TIME RANGE accuracy	0.001 - 5 seconds ±(1%+0.1 ms)		
mAs RANGE	0.1 - 500 mAs		
AUTOMATIC EXPOSURE CONTROL (A.E.C.)	OPTIONAL		
DEDICATED ANATOMICAL PROGRAMMER (APR) FOR VETERINARIANS	STANDARD - (330 ANATOMICAL VIEWS)		
X-RAY TUBE - ROTATING ANODE (2,850 r.p.m.) (50 Hz) (3,300 r.p.m.) (60 Hz)	FOCAL SPOTS: 1.0/2.0 mm		
LINE VOLTAGE PHASES	208-240 SINGLE or THREE	400-480 THREE	(50/60Hz)
FOCAL FILM DISTANCE RANGE	300 - 1200 mm / 11.8 - 47.2 inches (SMOOTH and CONTINUOUS ADJUSTMENT)		
FOOTPRINT	2,6 m2 (EQUIPMENT + ACCESS AREA) (28 sq. Ft.)		
TOTAL WEIGHT (X-ray Generator included)	360 kg (794 lb.)		
2 m (6 FT) TABLE TOP WALL MOUNTING / PEDESTAL CONSOLE	OPTIONAL		
RECIPROCATING BUCKY	OPTIONAL		
FLUOROSCOPY	N.A.	OPTIONAL	OPTIONAL

(*) X-ray Generators available at 40 kW, 50 kW, 64 kW and 80 kW power levels.



www.sedec.com

Variable Focal Distance Systems

Dimensions

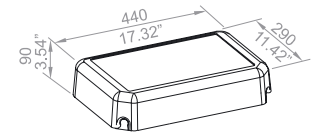
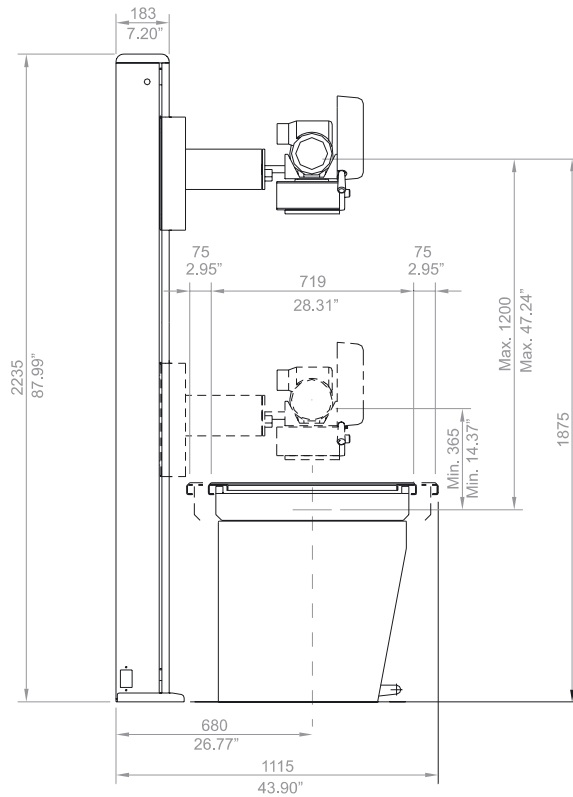
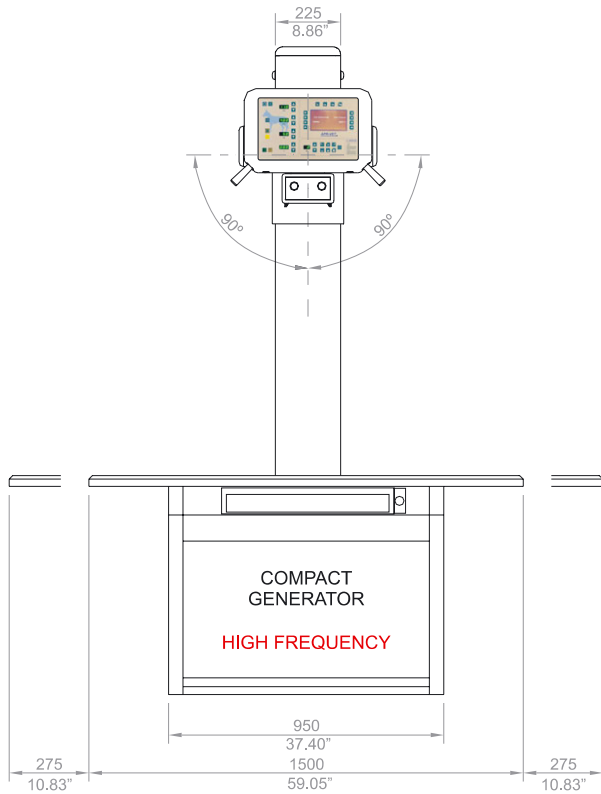
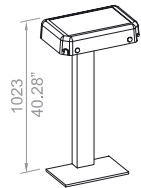


TABLE TOP/WALL MOUNTING CONSOLE



PEDESTAL CONSOLE



Specifications subject to change without prior notice